

STARK COUNTY
CHILD FATALITY
REVIEW
ANNUAL REPORT
2004 DEATHS

REPORT PREPARED April 1, 2006

BY:

Stark County Health Department

William J. Franks, MPH, Health Commissioner

&

Christina L. Gruber RN, BSN, MS



BOARD MEMBERS

BOARD CHAIR:

WILLIAM J. FRANKS, MPH

Health Commissioner

Stark County Health Department

LES ABEL

Executive Director

Stark County Mental Health Board

EMILY CANIFORD, RN , MSN

Director of Administration &

Support Services

Stark County Health Department

RAYMOND HARPLE

Battalion Chief

Canton City Fire Department

JACK LIBERATOR, RN

Consultant

Mercy Medical Center

JOHN McCALL, LSW

Deputy Director

Stark County Children Services

ROBIN MINGO-MILES

Resident Initiatives Supervisor

Stark County Metropolitan Housing

P. S. MURTHY, MD

Stark County Coroner

ROBERT PATTISON, MPA

Health Commissioner

Canton City Health Department

JOHN SABO

Chief

Plain Township Fire Department

JANIE SINACORE-JABERG, RN, MS, FACHE

Chief Executive Officer

Doctors Hospital, Stark County

HANNELORE SMITH, MD

Pediatrician

North Canton Medical Clinic

TIM SWANSON

Sheriff

Stark County Sheriff's Office

REICH WATTERSON, MD

Retired Pediatrician

Staff Assistance

CHRISTINA L. GRUBER, RN, BSN, MS

Stark County Health Department

DIANNE MYERS, LPN, CPS

Stark County Health Department

Stark County Child Fatality Review Board

BOARD CHAIR:

William J. Franks, MPH

Stark County Health Department

BOARD MEMBERS:

Les Abel

Stark County Mental Health Board

Emily Caniford, RN , MSN

Stark County Health Department

Raymond Harple

Canton City Fire Department

Jack Liberator, RN

Mercy Medical Center

John McCall, LSW

Stark County Children Services

Robin Mingo-Miles

Stark County Metropolitan Housing

P. S. Murthy MD

Stark County Coroner

Robert Pattison, MPA

Canton City Health Department

John Sabo

Plain Township Fire Department

Janie Sinacore-Jaberg, RN, MS, FACHE

Doctors Hospital, Stark County

Hannelore Smith, MD

North Canton Medical Clinic

Tim Swanson

Stark County Sheriff

Reich Watterson, MD

Retired Pediatrician

Stark County Health Department

3951 Convenience Circle NW

Canton, OH 44718

(330) 493-9904

Fax (330) 493-9920

www.starkhealth.org

Greetings:

The following document is the fifth annual report of the Stark County Child Fatality Review Board. Dedicated professionals from public health, children services, health care, law enforcement, safety forces, mental health, and other social and community services have diligently been working to review the deaths from the year 2004 and to bring forth recommendations to the community.

In 2004, there were 40 childhood deaths (under the age of 18) in Stark County. This is a significant decline from the 49 in 2003 and 59 in 2002. Hopefully, this is the start of a downward trend in childhood mortality in our county. The review board concluded that 17 (43%) of the childhood deaths reviewed this past year were preventable. Of these, 10 were attributable to the leading cause of childhood mortality, accidents.

We can do something about accidents and other preventable childhood deaths in our county. We can prevent them. Hopefully, the reduction in childhood mortality in Stark County will continue and will be shown to be the result of many of our community interventions.

Sincerely,

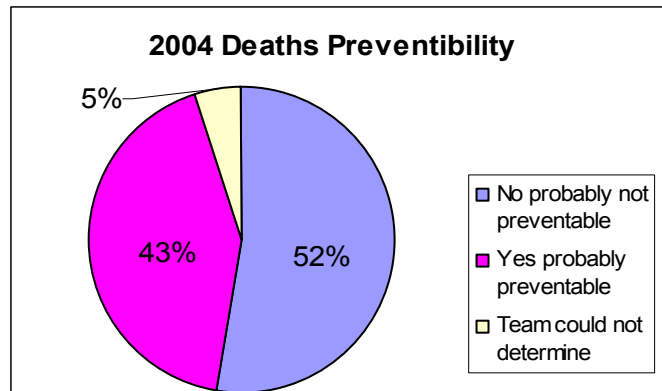
William J. Franks, MPH, Chair

Stark County Child Fatality Review Board

Stark County Child Fatality Review of 2004 Deaths

Over the years there have been many cases where the death itself may have been from a cause of death that we would all believe to be unpreventable such as SIDS. Often there were circumstances surrounding the death that lead the board members to question the status of preventability. This year, as with each and every other year, there were a number of child deaths that were preventable.

Year	Preventable	Not Preventable	Unsure
2004	43%	52%	5%
2003	24%	72%	4%
2002	42%	52%	2%



Purpose

In October of 2000, legislation was enacted that required every county in Ohio to create a Child Fatality Review Board to review the deaths of all children aged 17 and under. The ultimate purpose of this Review Board is to decrease the incidence of preventable child deaths by:

- Promoting cooperation, collaboration, and communication between all groups, professions, agencies, or entities that serve families and children.
- Maintaining a comprehensive database of all fetal and child deaths that occur in Stark County in order to develop an understanding of the causes and incidence of those deaths.
- Making recommendations to local agencies for the development of new programs and changes to current programs that will help to prevent fetal and child deaths.
- Advising the Ohio Department of Health of aggregate data, trends, and patterns concerning child deaths.

Child Fatality Review Board Members

The mandated board members include: county coroner, chief of police or sheriff, executive director of a public children services agency, public health official, executive director of a board of alcohol, drug addiction, or mental health board, and a physician.

After reviewing the child deaths for the year 2000, the original board members of the Stark County Child Fatality Review Team decided that additional members from various specialty fields would benefit the review process. Individuals from several different agencies from different areas of the county were invited to join the review team.

Those agencies that joined the team in 2002 include experts from areas such as hospital administration, public health— Child and Family Health Services, emergency medical services, and fire prevention services. A local retired pediatrician has also volunteered his time to help with the team.

In order to have a more diverse board membership, during 2004, an employee of Stark Metropolitan Housing agreed to join the Child Fatality Review Board.

Number of Child Deaths by Gender, and Age Group

STARK COUNTY DATA

During 2004

NUMBER OF CHILD DEATHS BY AGE AND GENDER			
Ages	Males	Females	Totals
0-27 Days	5	6	11
28 days-1 year	9	6	15
1-4 years	3	0	3
5-9 years	1	0	1
10-14 years	3	1	4
15-17 years	6	0	6
Totals	27	13	40

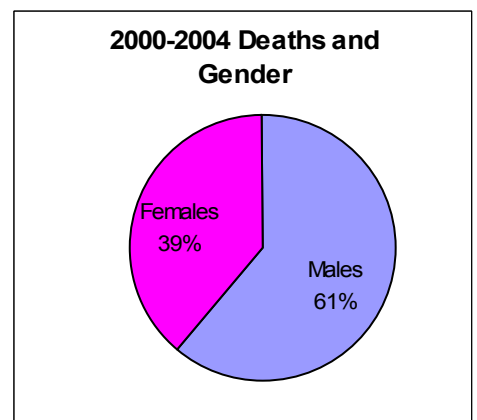
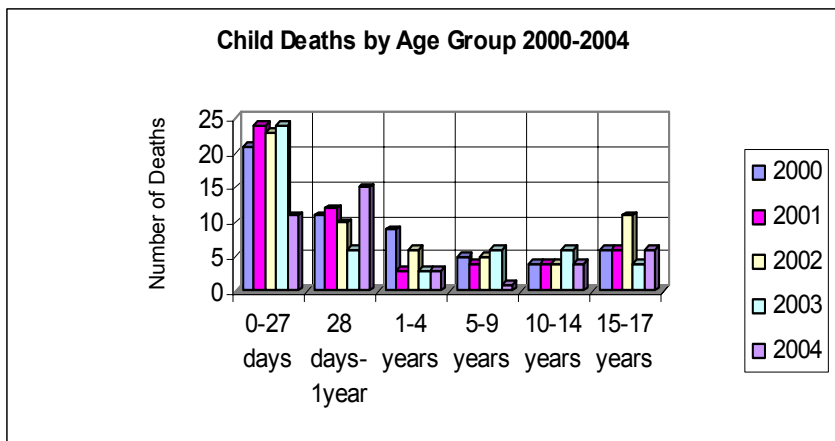
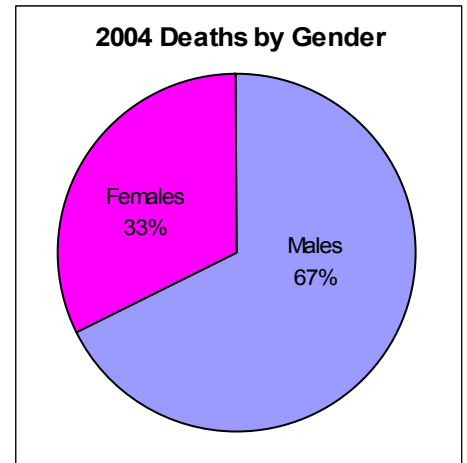
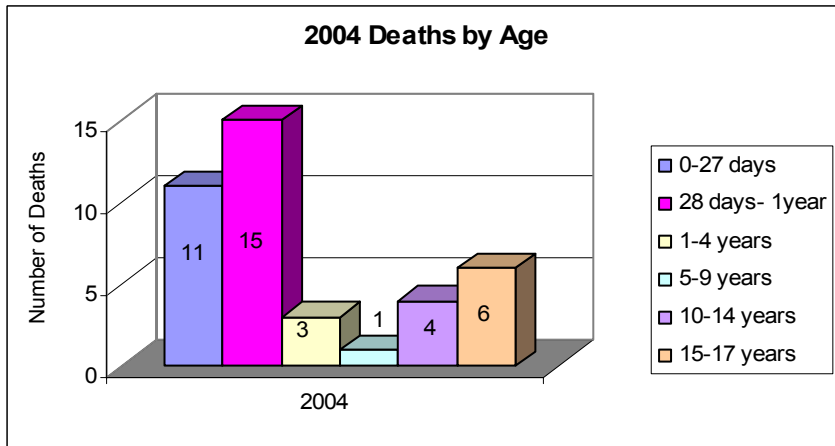
- 65% of the deaths were under 1 year of age.
- 72 % of the deaths were under 5 years of age.
- 25% of the deaths were 10-17 years of age.
- Of those 10-17 year old deaths: 90% were Male, and 10% Female

From 2000- 2004

- 61% of deaths were under 1 year of age
- 70% of the deaths were under 5 years of age.
- 21% of the deaths were 10-17 years of age.
- Of the 55 deaths that occurred in the 10-17 year old population: 76% were male and 24 % female

NATIONAL STATISTICS 2003

- 57% of child deaths in the United States were under one year of age, while 43% were between the ages of 1 and 17.



Child Deaths by Gender and Race

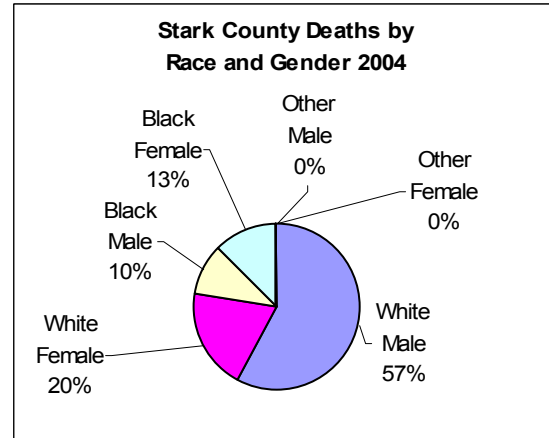
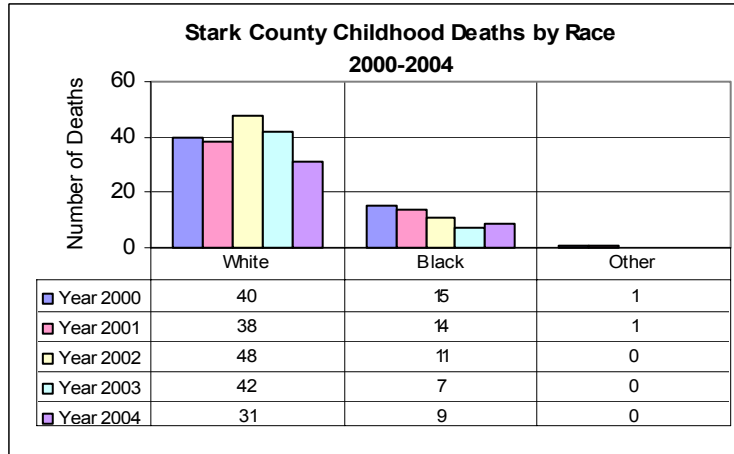
STARK COUNTY STATISTICS

2004 White= 77% (31 deaths) Black= 23% (9 deaths)
 2000-2004 White= 77% Black= 22% Other= 1%

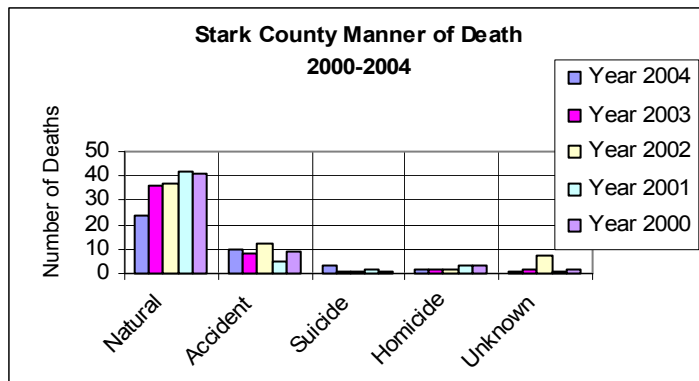
STATE OF OHIO STATISTICS

2003 White= 67% Black= 23%
 Other=3% Unknown <1%

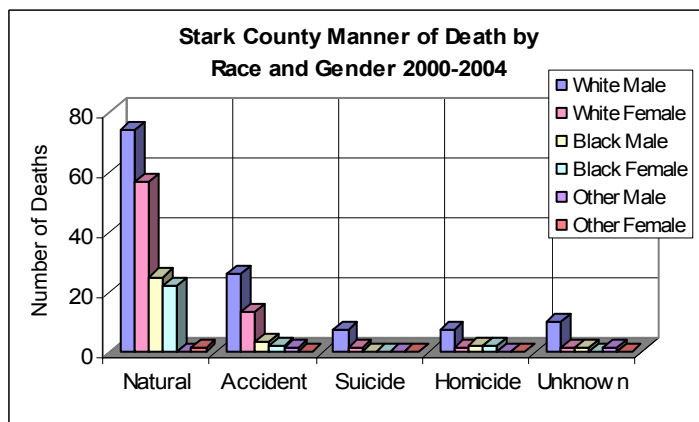
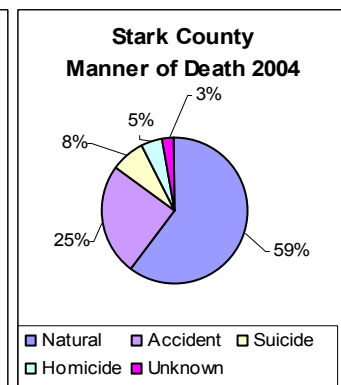
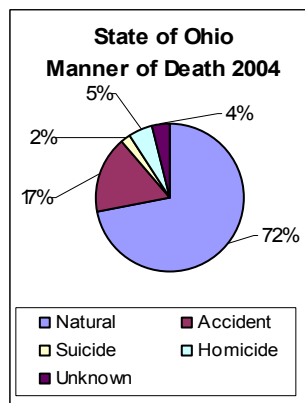
Stark County Death Rate= $\frac{\text{Number of deaths in a specific population}}{\text{Specific population}} \times 100,000$ White= 38.96
 Black= 97.098



Manner of Death



LEADING CAUSES OF DEATH 1-17 YEARS OF AGE

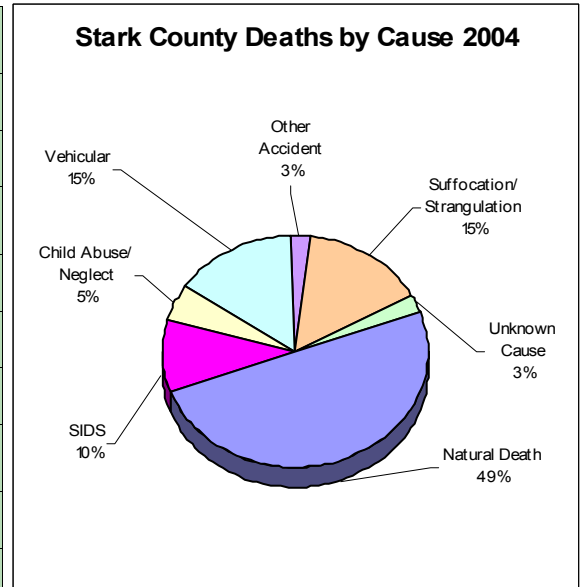


Stark County 2004	National Statistics 2003
1st Natural	1st Injuries
2nd Injuries	2nd Cancer
3rd Unknown	3rd Homicide
4th Homicide	4th Congenital Anomalies
5th Suicide	5th Suicide

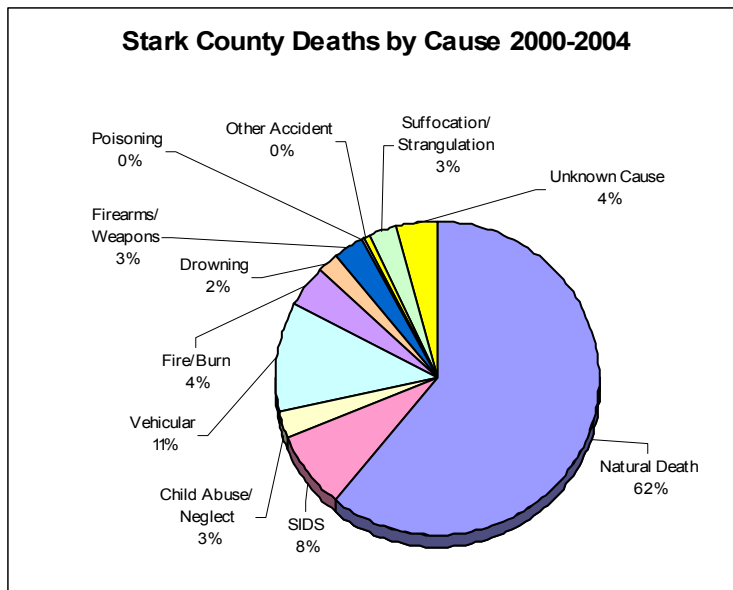
2003 National Leading Causes of Death	
White Male	Black Male
1st Injuries	1st Injuries
2nd Cancer	2nd Homicide
3rd Suicide	3rd Cancer
4th Homicide	7th Suicide
White Female	Black Female
1st Injuries	1st Injuries
2nd Cancer	2nd Homicide
4th Homicide	3rd Cancer
6th Suicide	11th Suicide

Child Deaths by Age Group and Cause of Death

	0-27 days	28 days-1 year	1-4 years	5-9 years	10-14 years	15-17 years	Totals
Natural	11	6	1	1	1	0	20
SIDS	0	4	0	0	0	0	4
Child Abuse/Neglect	0	1	1	0	0	0	2
Vehicular	0	0	0	0	2	4	6
Fire/Burn	0	0	0	0	0	0	0
Drowning	0	0	0	0	0	0	0
Firearms/Weapons	0	0	0	0	0	0	0
Poisoning	0	0	0	0	0	0	0
Other Accident	0	1	0	0	0	0	1
Suffocation/Strangulation	0	3	0	0	1	2	6
Unknown Cause	0	0	1	0	0	0	1
Total	11	15	3	1	4	6	40



In the State of Ohio there were 1,498 child deaths reviewed by Child Fatality Review Boards. This only represented 79% of the total preliminary deaths reported by vital statistics. Of those deaths, 1,483 were used in the analysis to provide the data listed in the state report.

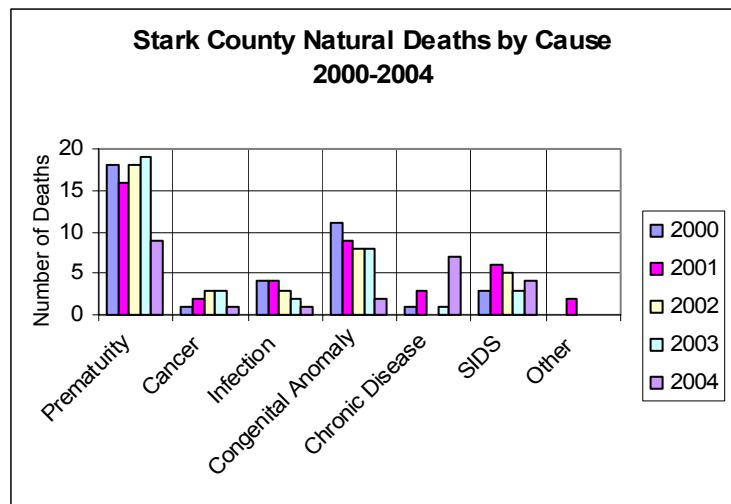
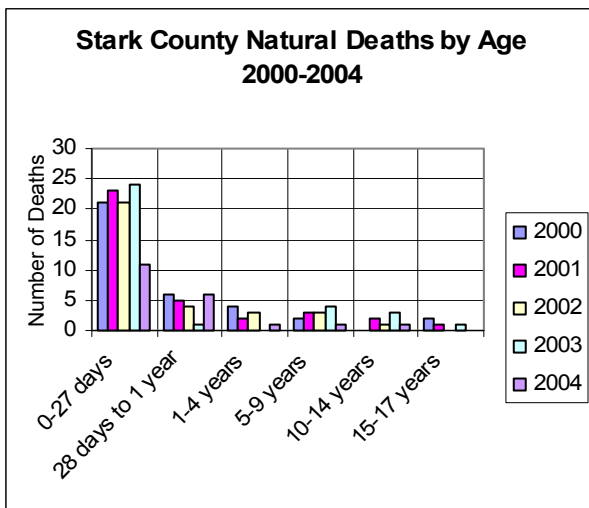
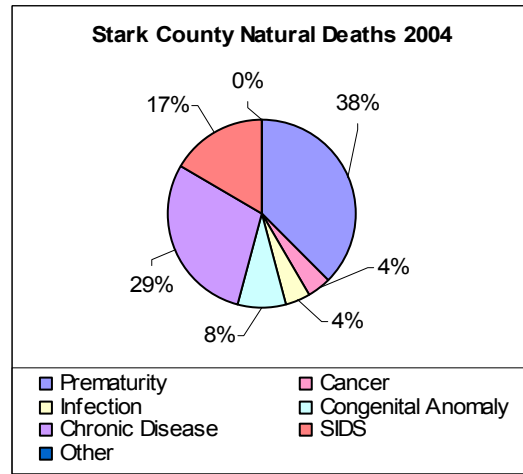


State of Ohio 2003					
Year	Birth-1 year	1-4 years	5-9 years	10-14 years	15-17 years
Percent of Total Deaths	63%	12%	5%	8%	11%

State of Ohio 2003	
Cause of Death	Percent of Total Deaths Birth-17
Natural	66%
SIDS	7%
Child Abuse/Neglect	2%
Vehicular	9%
Fire/Burn	3%
Drowning	2%
Firearms/ Weapons	3%
Poisoning	1%
Suffocation	5%
Other	3%

Natural Deaths

Deaths from natural causes such as prematurity, cancer, infections, congenital anomalies, and chronic diseases in most instances would be considered to be unpreventable. However, with the advances in medical treatments and testing available today, many of the children that would have died from these causes years ago now survive. For example, women can decrease their risk of having a child with a neural tube defect by taking folic acid during their pregnancy. Children are also surviving at younger gestational ages than ever before. In the United States, natural deaths were the leading cause of death to children from birth to 17 years of age during 2003 accounting for approximately 67% of the deaths. When looking at the age range of 1-17 years of age unintentional injuries are the leading cause of death dropping natural deaths to second place.



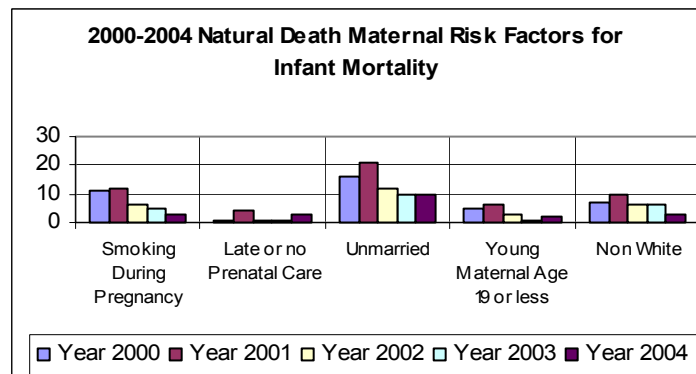
Infant Mortality

Infant Mortality Causes	Year 2004
Natural Deaths	17
Accident	4
SIDS	4
Homicide	1
Total Deaths Birth to 1 year	26

Natural Death 2004 Infant Mortality	Amount
<29 weeks	11
29-32 weeks	0
33-36 weeks	1
>37 weeks	3
Unknown	2
Total	17

During 2003, there were 28,025 infant deaths in the United States. Of those deaths 20% were from congenital anomalies, 17% were from short gestational age or low birth weight, and 7% were from SIDS. National infant mortality rates for 2002: 7 per 1,000 for all races combined. When looking at races separately: black was 14.4 per 1,000 live births, and white was 5.8 per 1,000 live births.

During 2004, in Stark County, the accidental deaths to children under the age of 1, included one aspiration on popcorn, one surgical accident, and two accidental suffocations resulting from co-bedding. From 2000-2004, 61% of the deaths in Stark County were less than one year of age.



SIDS Deaths

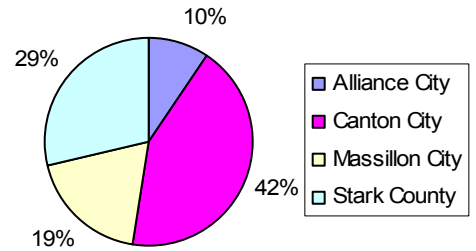
Sudden Infant Death Syndrome (SIDS) is the sudden death of an infant under one year of age that is unexplained, after autopsy and investigation.

According to the Center for Disease Control, SIDS was the third leading cause of death nationally during 2003 for children under one year of age, accounting for 2,162 deaths. Congenital anomalies, and short gestation age were the primary and secondary causes of death. These two categories are combined in the Natural Death category of this report making SIDS the 2nd leading cause of death.

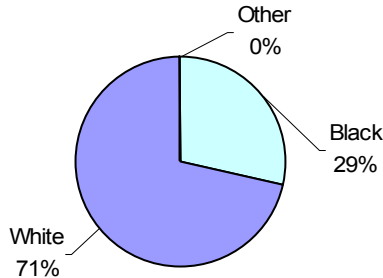
There is no known way to prevent SIDS. Limiting the number of risk factors for SIDS may decrease the chance of a child dying from SIDS. Maternal risk factors include: age less than 20 at first pregnancy, short interval between pregnancies, late or no prenatal care, smoking during and/or after pregnancy, placental abnormalities, low weight gain during pregnancy, anemia, alcohol and substance abuse, co-bedding, history of sexually transmitted disease, or urinary tract infection.

SIDS DEATHS 2000-2004							
	White Male	White Female	Black Male	Black Female	Other Male	Other Female	Totals
2000	1	1	0	1	0	0	3
2001	4	0	1	1	0	0	6
2002	1	2	1	1	0	0	5
2003	2	1	0	0	0	0	3
2004	2	1	0	1	0	0	4
Totals	10	5	2	4	0	0	21

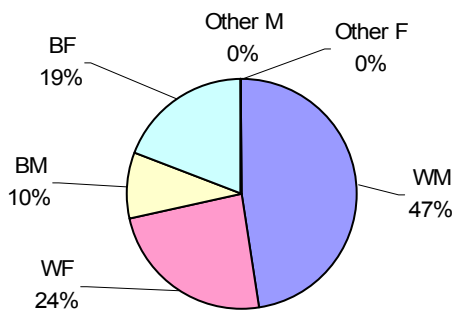
Stark County SIDS Deaths by Residency 2000-2004



Stark County SIDS Deaths by Race 2000-2004



Stark County SIDS Deaths by Race and Gender 2000-2004



SAFE SLEEP

During the five year period of the Child Fatality Review Board existence, there have been several deaths that sleep position or location may have played a part in the child's death. Providing a safe sleep environment for an infant is a must. A few of the important facts are listed below:

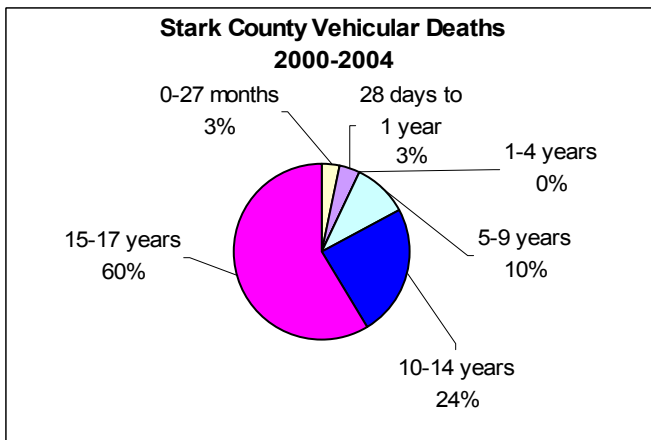
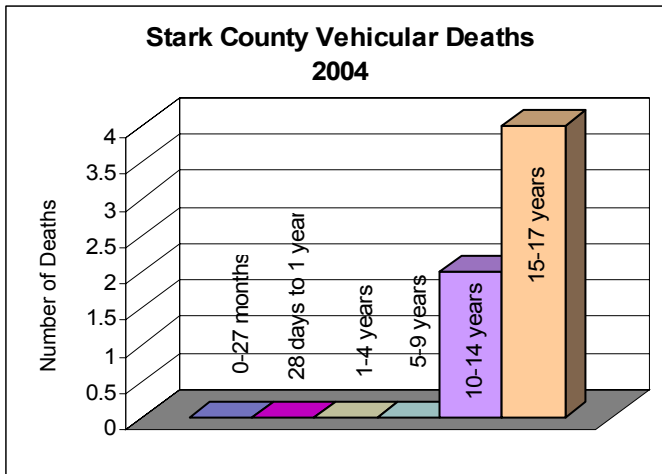
- Always put baby to sleep on his or her back.
- Never put a baby to sleep on a couch, recliner, waterbed, soft mattress, or other soft object such as a pillow, sheepskin, or quilt. Babies should be put to sleep in a crib, or playpen with a firm mattress and tight fitting sheets.
- Never put extra blankets or stuffed animals in crib with child (they may cause suffocation). During cold months, consider dressing the baby in a warm sleeper.
- Never bed share. Placing an infant in a parent's bed or another child's bed is a very hazardous activity. An infant may suffocate in blankets, fall from a bed, or be suffocated by an adult rolling on them during sleep. Consider placing the infants crib in the parents room near the bed.

Injury Related Deaths

STARK COUNTY INJURY RELATED DEATHS BIRTH- 17 YEARS OF AGE						
CAUSE OF DEATH	2000	2001	2002	2003	2004	TOTAL
Child Abuse	2	1	1	1	2	7
Drowning	3	0	1	1	0	5
Fire	2	0	5	4	0	11
Firearms/Weapons	2	1	3	2	0	8
Motor Vehicle	6	5	10	2	6	29
Poisoning	0	0	0	1	0	1
Suffocation	0	0	0	0	6	6
Other Accident	0	0	0	0	1	1
TOTAL	15	7	20	11	15	68

- In 2004, 15 (38%) of the 40 child deaths were injury related.
- From 2000-2004 of the 257 child deaths 68 (26%) were injury related deaths.

2004 STARK COUNTY INJURY RELATED DEATHS	
AGE	DEATHS
0-27 months	0
28 days to 1 year	5
1-4 years	1
5-9 years	0
10-14 years	3
15-17 years	6
TOTAL	15



For the 6 child deaths in vehicular accidents

Location of Accident	2004	Child Seat Belt	2004
City Street	1	Present not used	1
Residential Street	1	Used Correctly	2
Rural Road	3	Not needed	2
Highway	1	Not Known	1

Helmet	2004
Needed not used	2
Not Needed	4

2003 National Injury Death Statistics from CDC
11,316 deaths birth-17 years of age

Injury related deaths were again the leading cause of death from 2000-2004 for children 1-17 years of age accounting for 57% of the deaths.

The Stark County Safe Kids Coalition's statistical data for the year 2003 showed 7,627 injuries to children from birth to 14 years of age which required an emergency room visit. Of these injuries, motor vehicle accidents were the 4th leading cause of injury, accounting for 493 injuries. Wheeled sports (skate board, scooter, roller blades, bicycle) were the 6th leading cause, accounting for 423 injuries. Of the wheeled sports injuries, 77% were bicycle related. Statistics show that less than 25% of individuals wear a helmet while participating in a wheeled sport. The 9th leading cause of injury was poisoning, accounting for 186 injuries. Most were caused by adverse reactions to therapeutic drugs.

When looking at the number of injuries that children experience in our county on a yearly basis, the number of deaths may seem few. However, the Board believes that this large number of accidents shows just how vulnerable the children of our county are and reinforces the need for educational programs to help decrease the number of injuries and deaths.

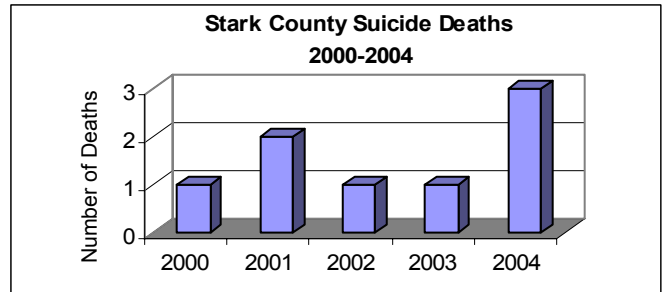
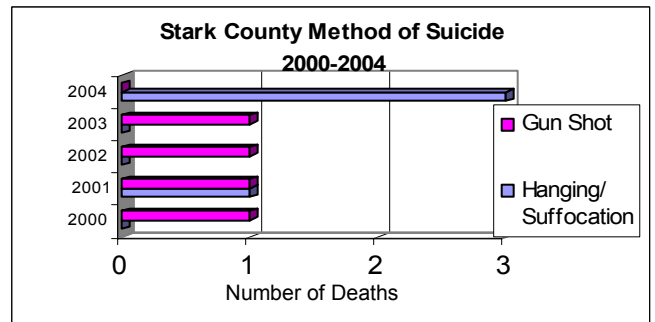
Programs like those providing smoke detectors or bicycle helmets are a great asset to this community.

Suicide

- Suicide is the 3rd leading cause of death for teens that are 15-19 years of age in the United States.
- The fastest growing age group for suicide is those 10-14 years of age.
- 4 males die for every 1 female; however, 3 females attempt for each male who attempts.
- Majority of those who die from suicide use a firearm.
- Twice as many people die each year from suicide as do from AIDS/HIV.
- The rate of youth suicide has tripled since the 1950's.

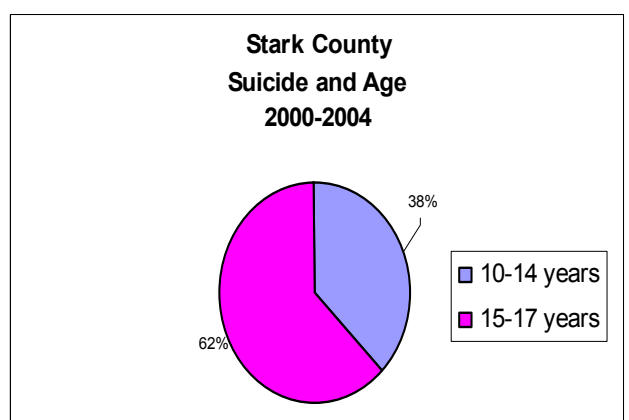
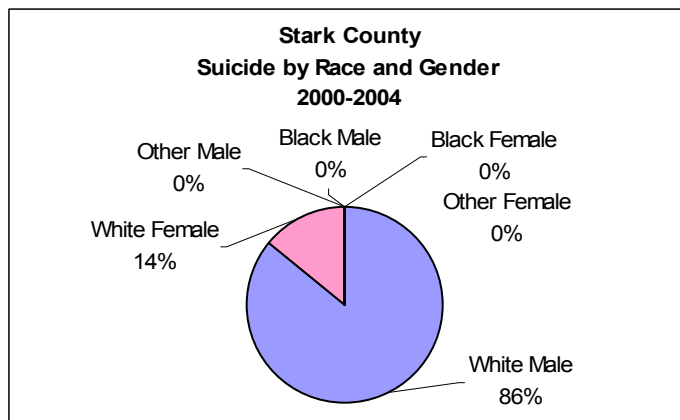
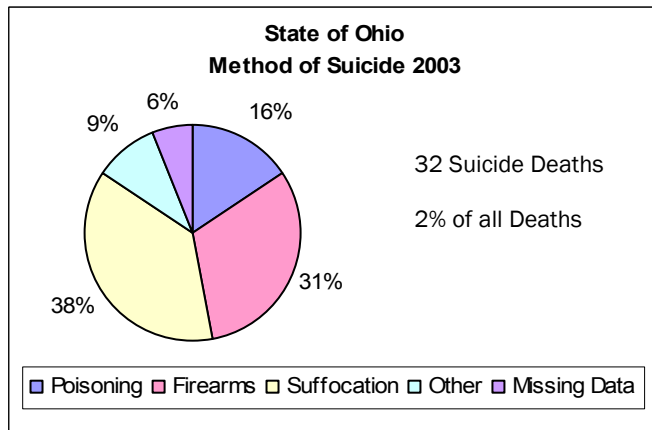
Statistics above are from the National Yellow Ribbon project– National Youth Suicide Statistics

Safe Kids Coalition of Stark County's statistical data for the year 2003 showed attempted suicide as the 13th leading cause of injury, accounting for 35 of the 7,627 injuries to children birth to 14 years of age.



RISK FACTORS FOR SUICIDE

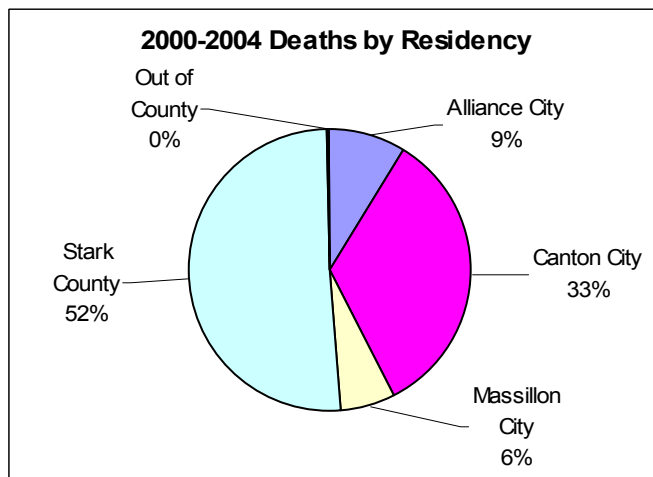
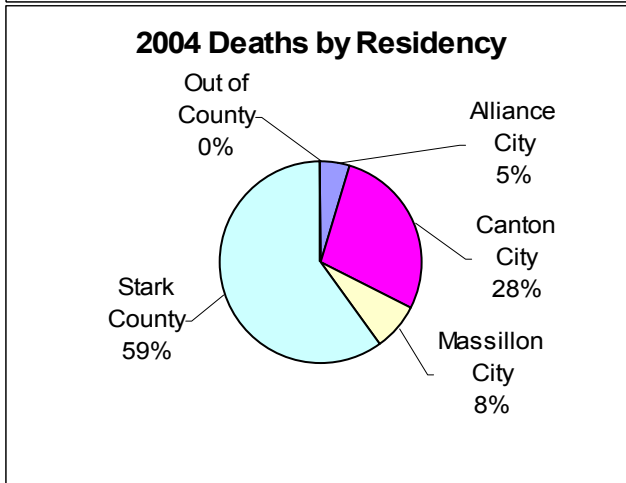
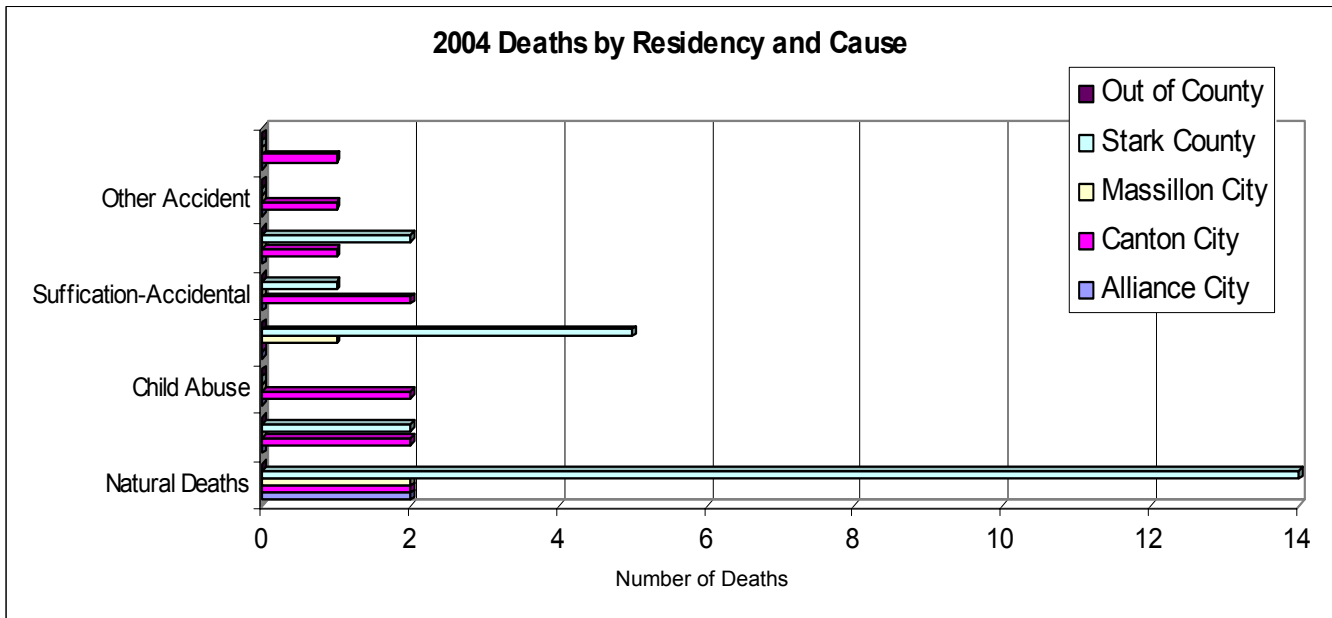
- Previous suicide attempt(s)
- History of mental disorder, particularly depression
- History of alcohol & substance abuse
- Family history of suicide
- Family history of child maltreatment
- Feelings of hopelessness
- Impulsive or aggressive tendencies
- Loss
- Physical illness
- Easy access to lethal methods



Residency

Stark County Percentage of Deaths by Residency 2004		
Residency	Deaths from Natural Causes (including SIDS)= 24	Deaths from Injury (including Child Abuse)= 16
Alliance City	2= 8%	0= 0%
Canton City	4= 17%	7= 44%
Massillon City	2= 8%	1= 6%
Stark County	16= 67%	8= 50%

Stark County 2004 Death Rates by Residency			
Residence	2004 Deaths	2000 Census Population Birth-17 years of age	Rate/1000 Population <18 years of Age
Alliance City	2	5,436	0.368
Canton City	11	21,494	0.512
Massillon City	3	7,922	0.379
Stark County	24	59,084	0.406
Total	40	93,936	0.426



Recommendations

- A safe sleep environment as with each and every year was a problem again in 2004. The Board recommends that agencies continue to provide education on the importance of placing their child to sleep on their back, as well as discuss with the parents the need to place their child in a safe sleep environment (crib, or playpen with a firm surface). With winters being so cold and heating bills being high, another recommendation is for the education of parents on the need to use warm sleepers for their children instead of covering them with blankets that they may become entangled in. The Board also recommends that when an agency or physician recommends elevating the child's head to sleep to aid in respirations or decrease reflux, that they describe to the parents that this does not mean placing a pillow or other soft material directly under the child which could cause suffocation. During 2005, the Stark County Health Department sent mailings to parents of newborns who were residents of this county. This mailing included information on Shaken Baby Syndrome as well as information on safe sleep position.
- The Board recommends community education on the need for responsible individuals in our community to report any suspected neglect or abuse to the Department of Children Services. Over the years many of our child deaths related to child abuse or neglect may have been prevented if local citizens would have had the courage and conviction to report situations that they felt were inappropriate.
- The Board recommends education on bicycle safety, including the dangers of riding a bicycle at night as well as the need to wear bright colored clothing when riding after dark. The Board also recommends education for children and teens on traffic laws regarding bicycle use and the need to wear a helmet.
- The Board recommends that Suicide prevention classes such as teen screen and red flags be incorporated into all Stark County schools.
- The Board again saw the need to stress the importance of driver's education classes for teens on traffic laws, the importance of using a seat belt, and the dangers of driving at a high rate of speed.
- The Board recommends that an educational campaign for parents on foods such as popcorn that may be dangerous for young children be made available in Stark County.
- Because teenagers are often inexperienced in driving during hazardous weather conditions, the Board recommends that caution should be used by school districts and coaches when scheduling practices or activities during hazardous weather.

RESOURCES

Centers for Disease Control– National Center for Disease Control and Prevention, WISQARS, Leading Causes of Death, Suicide Fact Sheet

Ohio Child Fatality Review Fifth Annual Report, September 2005

National SIDS/Infant Death Resource Center– Safe Sleep for Your Baby Around the Clock: Birth to 12 Months

Stark County Department of Jobs and Family Services

Stark County Safe Kids Coalition

U.S. Department of Health and Human Services- National Clearinghouse on Child Abuse and Neglect– Child Abuse and Neglect Fatalities: Statistics and Interventions

Yellow Ribbon Project– National Youth Suicide Statistics

Stark County Children's Services

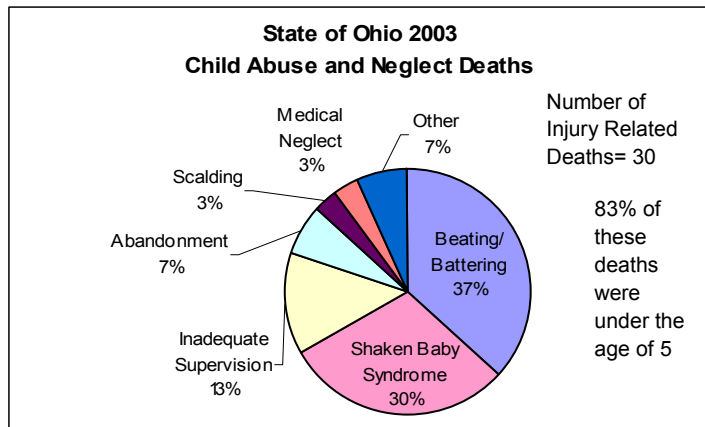
National statistics from the U. S. Department of Health and Human Services stated that an estimated 1,400 child deaths during 2002 were related to child abuse and neglect. More than one third of these cases were associated with neglect alone. The exact number of children affected by child abuse and neglect is unknown. Many individuals believe that the number of deaths due to child abuse and neglect is under reported. For example, only 200 deaths were reported during 2002 from Shaken Baby Syndrome (SBS). SBS is a very difficult form of abuse to prove. The experts believe that out of the approximately 50,000 children shaken ever year in the United States, many more die from this cause than what is reported. According to the Stark County Department of Jobs and Family Services, in 2004 there were 2,675 reported cases of Child Abuse and Neglect.

STARK COUNTY DATA	2004	2000-2004
Total Number of Child Deaths	40	257
Deaths from Child Abuse and Neglect	2	7
Percentage of Total Deaths from Child Abuse and Neglect	5%	3%

2003 State of Ohio Child Abuse Deaths and Gender	
Male	34%
Female	66%

2003 State of Ohio Child Abuse Deaths and Race	
White	60%
Black	33%
Other	7%

← The charts to the left and the pie chart to the right → include statistical information included in the State of Ohio Child Fatality Review Fifth Annual Report.



STARK COUNTY CHILD FATALITY REVIEW

STARK COUNTY HEALTH DEPARTMENT

3851 CONVENIENCE CIRCLE NW

CANTON, OH 44718